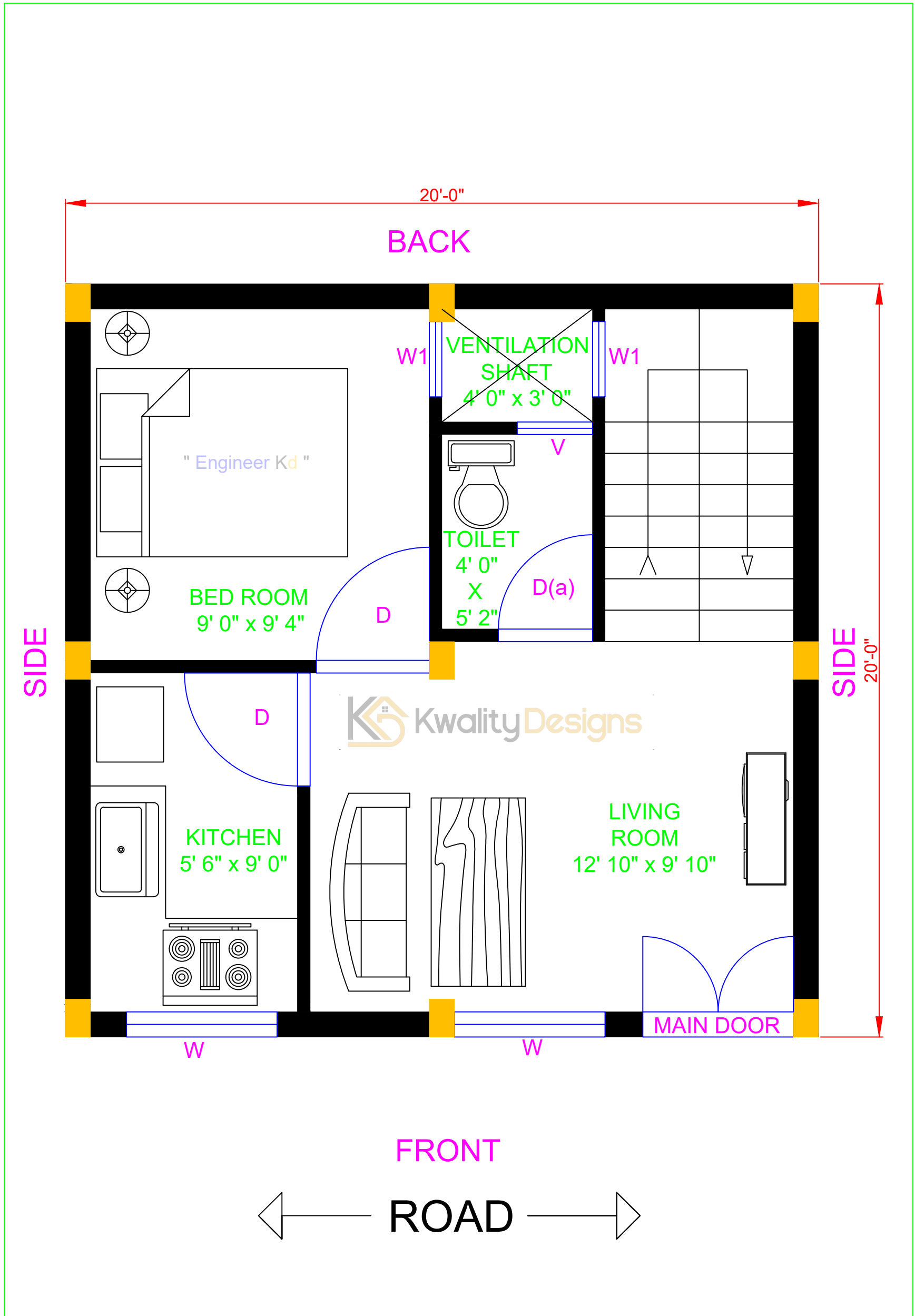


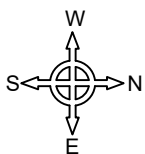


# EAST FACING HOUSE GROUND FLOOR PLAN

20' X 20' FEET PLOT (400.00 Sqft.)



प्लॉट २०' x २०' का ४००.०० वर्ग फीट का



<b>2D PLAN DETAILS</b>	OUTER WALL - 8"	INNER WALL - 4"
COLUMN - 8" X 12"	STAIRS SIZE - 2'6" X 10"	MAIN DOOR - 4' WIDE
DOOR (D) - 3' WIDE	DOOR D (a) - 2'6" WIDE	VENT (V) - 2' WIDE
WINDOW (W) - 4' WIDE	WINDOW (W1) - 2' WIDE	CLIENT NAME : PRATHAM DUBEY AYODHYA



www.kwalitydesigns.com

engineerkdhome@gmail.com

"Engineer Kd"

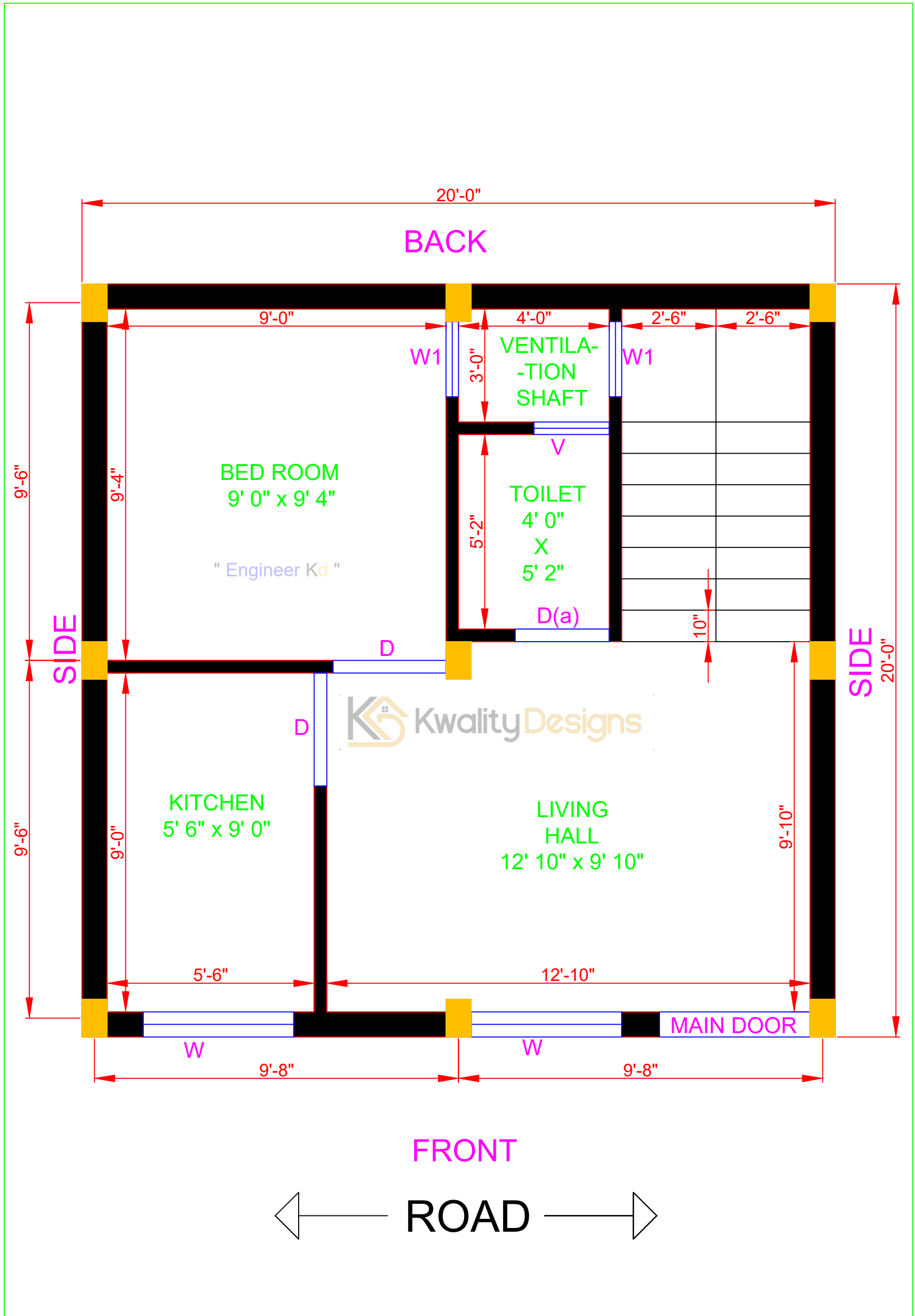


Page & Channel Available on Instagram, Facebook & Youtube

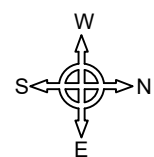


# GROUND FLOOR MEASUREMENT DETAILS

20' X 20' FEET PLOT (400.00 Sqft.)



प्लॉट में कुल क्षेत्रफल 400.00 वर्ग फीट है



<b>2D PLAN DETAILS</b>	OUTER WALL - 8"	INNER WALL - 4"
COLUMN - 8" X 12"	STAIRS SIZE - 2'6" X 10"	MAIN DOOR - 4' WIDE
DOOR (D) - 3' WIDE	DOOR D (a) - 2'6" WIDE	VENT (V) - 2' WIDE
WINDOW (W)- 4' WIDE	WINDOW (W1) -2' WIDE	CLIENT NAME : PRATHAM DUBEY AYODHYA



www.kwalitydesigns.com  
engineerkdhome@gmail.com

"Engineer Kd"   
Page & Channel Available on Instagram, Facebook & Youtube