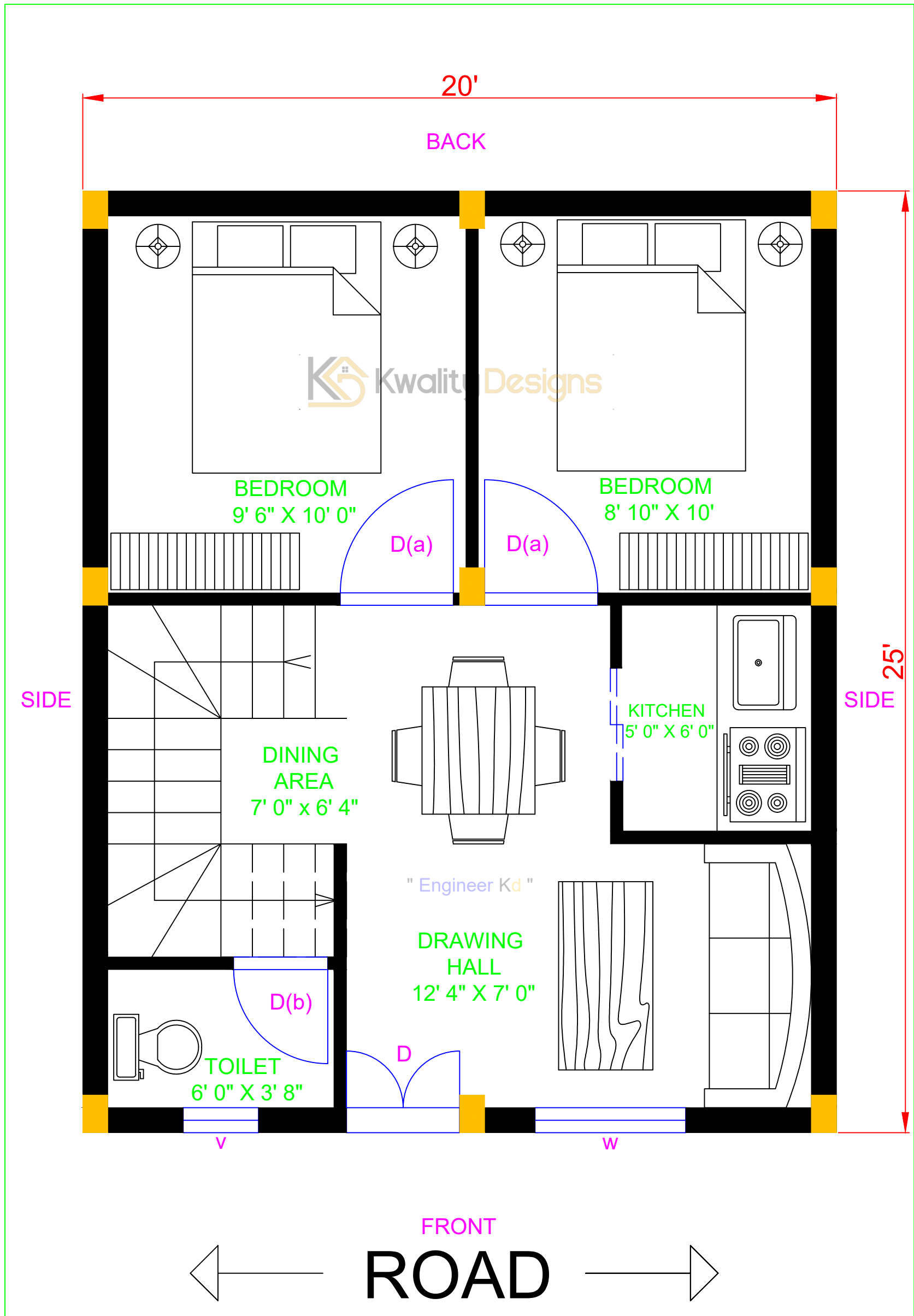


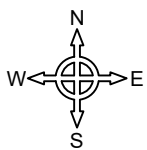


SOUTH FACING HOUSE GROUND FLOOR PLAN

20' X 25' FEET PLOT (500.00 Sqft.)



दक्षिण मुखी घर का नक्शा



2D PLAN DETAILS	OUTER WALL - 8"	INNER WALL - 4"
COLUMN - 8" X 12"	STAIRS SIZE - 3' X 10"	MAIN DOOR (D)- 3'
DOOR D(a) - 3' WIDE	DOOR D(b)- 2'6" WIDE	
WINDOW - 4' WIDE	VENT (V) - 2' WIDE	CLIENT NAME : BHOLA SHASTRI



www.kwalitydesigns.com

engineerkdhome@gmail.com

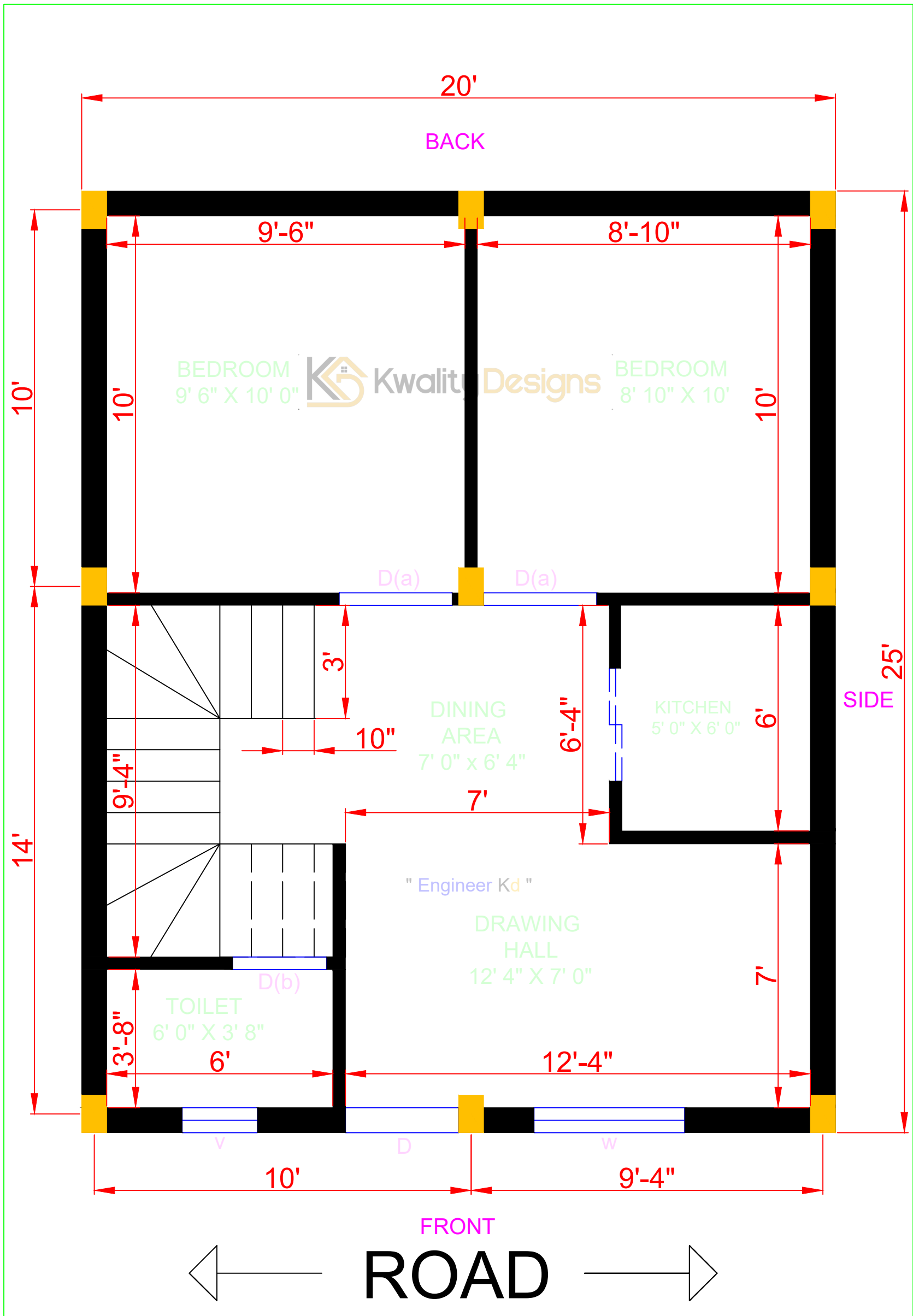
"Engineer Kd"
Page & Channel Available on Instagram, Facebook & Youtube

UJJAIN

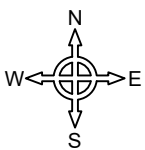


GROUND FLOOR MEASUREMENT DETAILS

20' X 25' FEET PLOT (500.00 Sqft.)



दक्षिण सुवर्ण घर का नक्शा



ROAD

2D PLAN DETAILS	OUTER WALL - 8"	INNER WALL - 4"
COLUMN - 8" X 12"	STAIRS SIZE - 3' X 10"	MAIN DOOR (D)- 3'
DOOR D(a) - 3' WIDE	DOOR D(b)- 2'6" WIDE	
WINDOW - 4' WIDE	VENT (V) - 2' WIDE	CLIENT NAME : BHOLA SHASTRI
		UJJAIN



www.kwalitydesigns.com

engineerkdhome@gmail.com

" Engineer Kd "
Page & Channel Available on Instagram, Facebook & Youtube