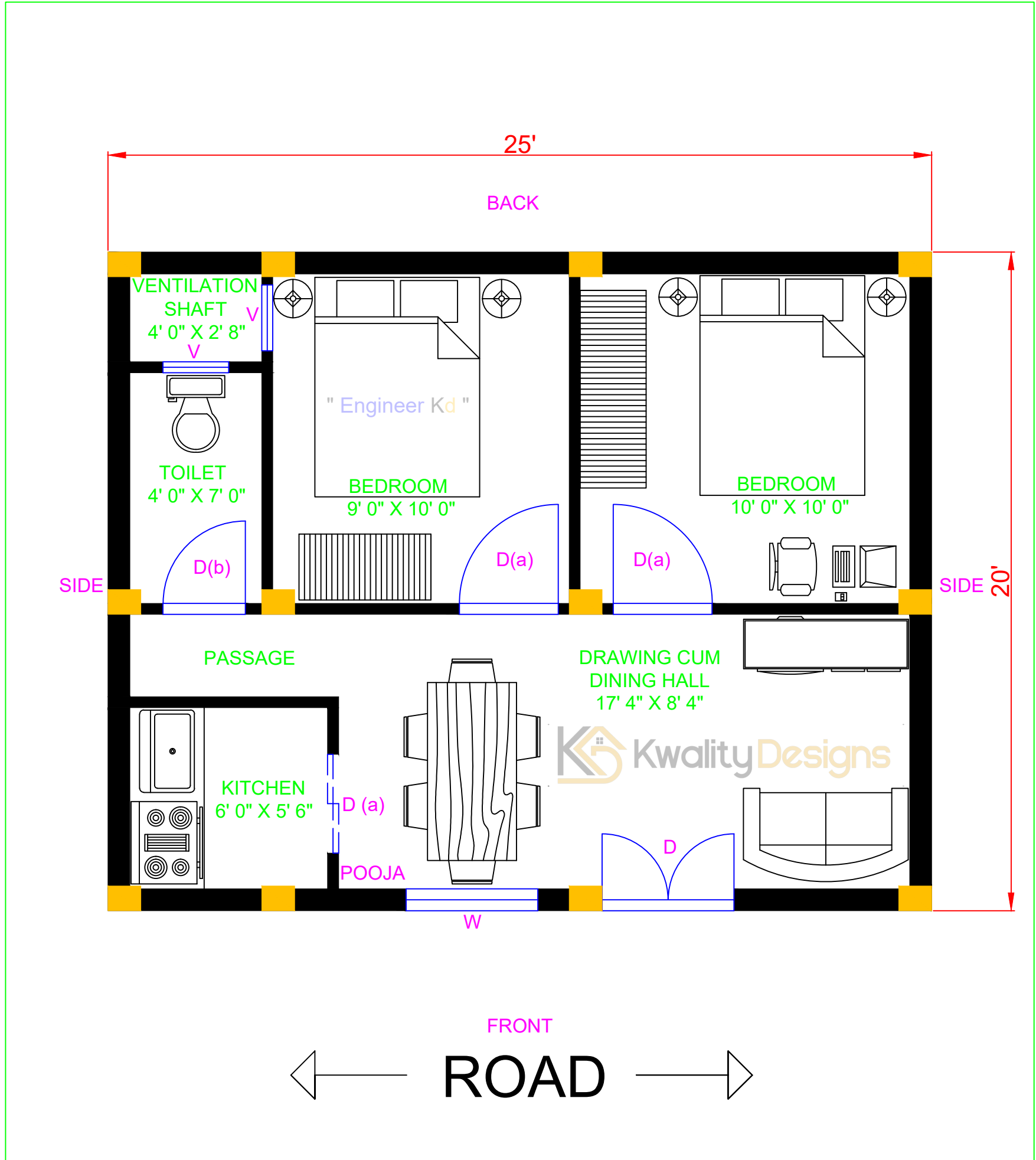


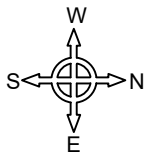


# EAST FACING HOUSE GROUND FLOOR PLAN

25' X 20' FEET PLOT (500.00 Sqft.)



प्लॉट में सुखी घर का नक्शा



2D PLAN DETAILS		OUTER WALL- 4"	INNER WALL- 4"
COLUMN- 12" X 9"	MAIN DOOR- 4' WIDE	VENT (V)- 2' WIDE	
DOOR (D)- 3' WIDE	DOOR D(a)- 3' WIDE	DOOR D(b)- 2' 6" WIDE	
WINDOW (W)- 4' WIDE	VENT (V)- 2' WIDE	CLIENT NAME : KAILASH RAWAT	UMRI



www.kwalitydesigns.com

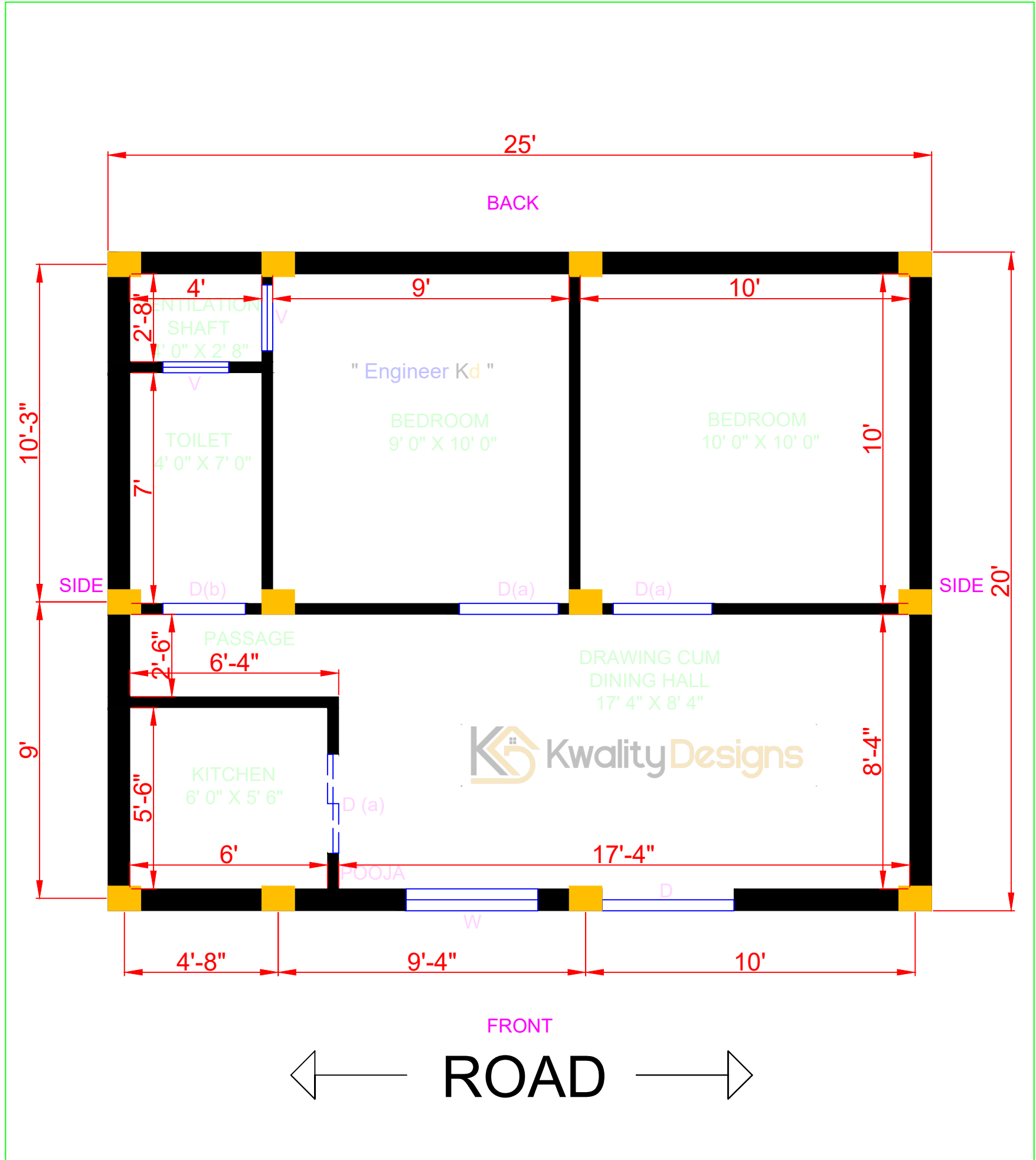
engineerkdhome@gmail.com

"Engineer Kd"   
Page & Channel Available on Instagram, Facebook & Youtube

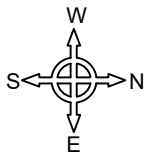


## GROUND FLOOR MEASUREMENT DETAILS

25' X 20' FEET PLOT (500.00 Sqft.)



पूरे मरेली घर का नक्शा



2D PLAN DETAILS		OUTER WALL- 4"	INNER WALL- 4"
COLUMN- 12" X 9"	MAIN DOOR- 4' WIDE	VENT (V)- 2' WIDE	
DOOR (D)- 3' WIDE	DOOR D(a)- 3' WIDE	DOOR D(b)- 2' 6" WIDE	
WINDOW (W)- 4' WIDE	VENT (V)- 2' WIDE	CLIENT NAME : KAILASH RAWAT	UMRI



www.kwalitydesigns.com

engineerkdhome@gmail.com

"Engineer Kd"   
Page & Channel Available on Instagram, Facebook & Youtube