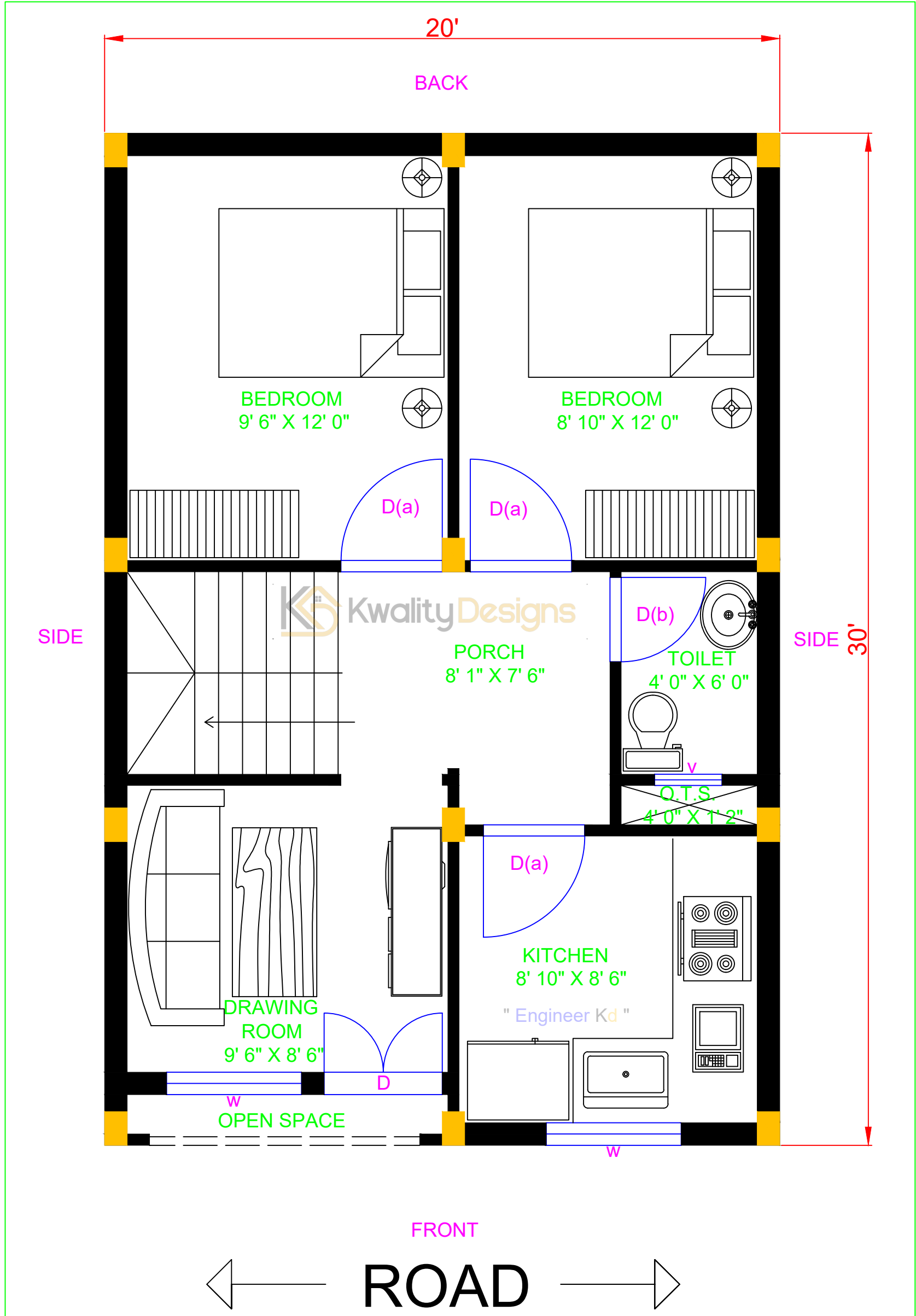


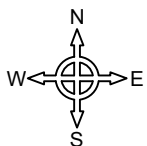


SOUTH FACING HOUSE GROUND FLOOR PLAN

20' X 30' FEET PLOT (600.00 Sqft.)



दक्षिण मुखी घर का नक्शा



ROAD

2D PLAN DETAILS	OUTER WALL - 8"	INNER WALL- 4"
COLUMN - 8" X 12"	STAIRS SIZE - 3' X 9"	OPEN- 9' 6" WIDE
DOOR (D) - 3' 6" WIDE	DOOR D (a) - 3' WIDE	DOOR D(b)- 2'6" WIDE
WINDOW (w)- 4' WIDE	VENT (V) - 2' WIDE	CLIENT NAME : GURMEET SINGH
		GURUGRAM



www.kwalitydesigns.com

engineerkdhome@gmail.com

" Engineer Kd "

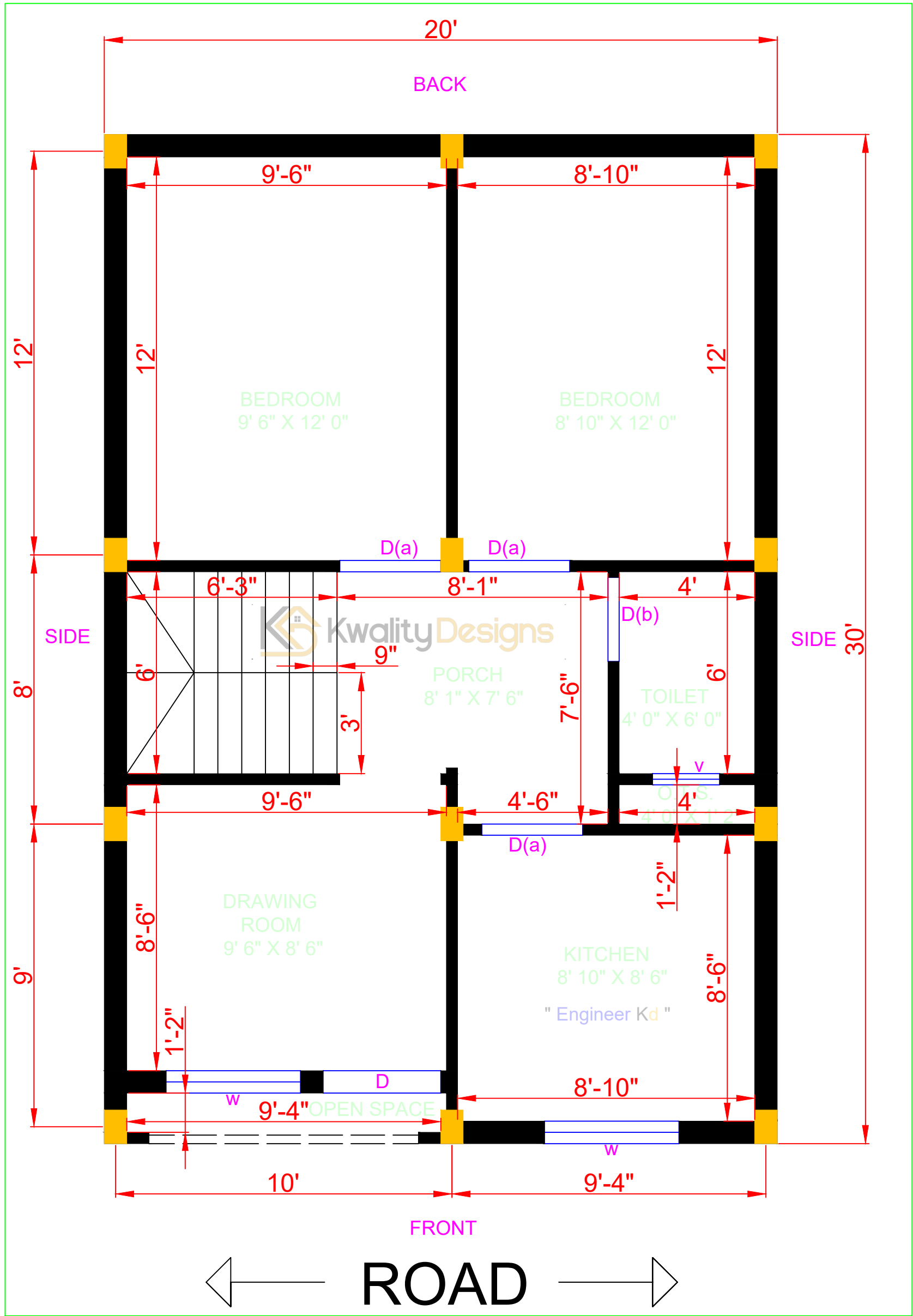


Page & Channel Available on Instagram, Facebook & Youtube

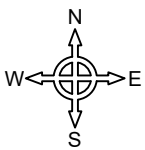


GROUND FLOOR MEASUREMENT DETAILS

20' X 30' FEET PLOT (600.00 Sqft.)



दक्षिण गुरु सिंह का नक्शा



ROAD

2D PLAN DETAILS	OUTER WALL - 8"	INNER WALL- 4"
COLUMN - 8" X 12"	STAIRS SIZE - 3' X 9"	OPEN- 9' 6" WIDE
DOOR (D) - 3' 6" WIDE	DOOR D (a) - 3' WIDE	DOOR D(b)- 2'6" WIDE
WINDOW (w)- 4' WIDE	VENT (V) - 2' WIDE	CLIENT NAME : GURMEET SINGH
		GURUGRAM



www.kwalitydesigns.com

engineerkdhome@gmail.com

" Engineer Kd "
Page & Channel Available on Instagram, Facebook & Youtube