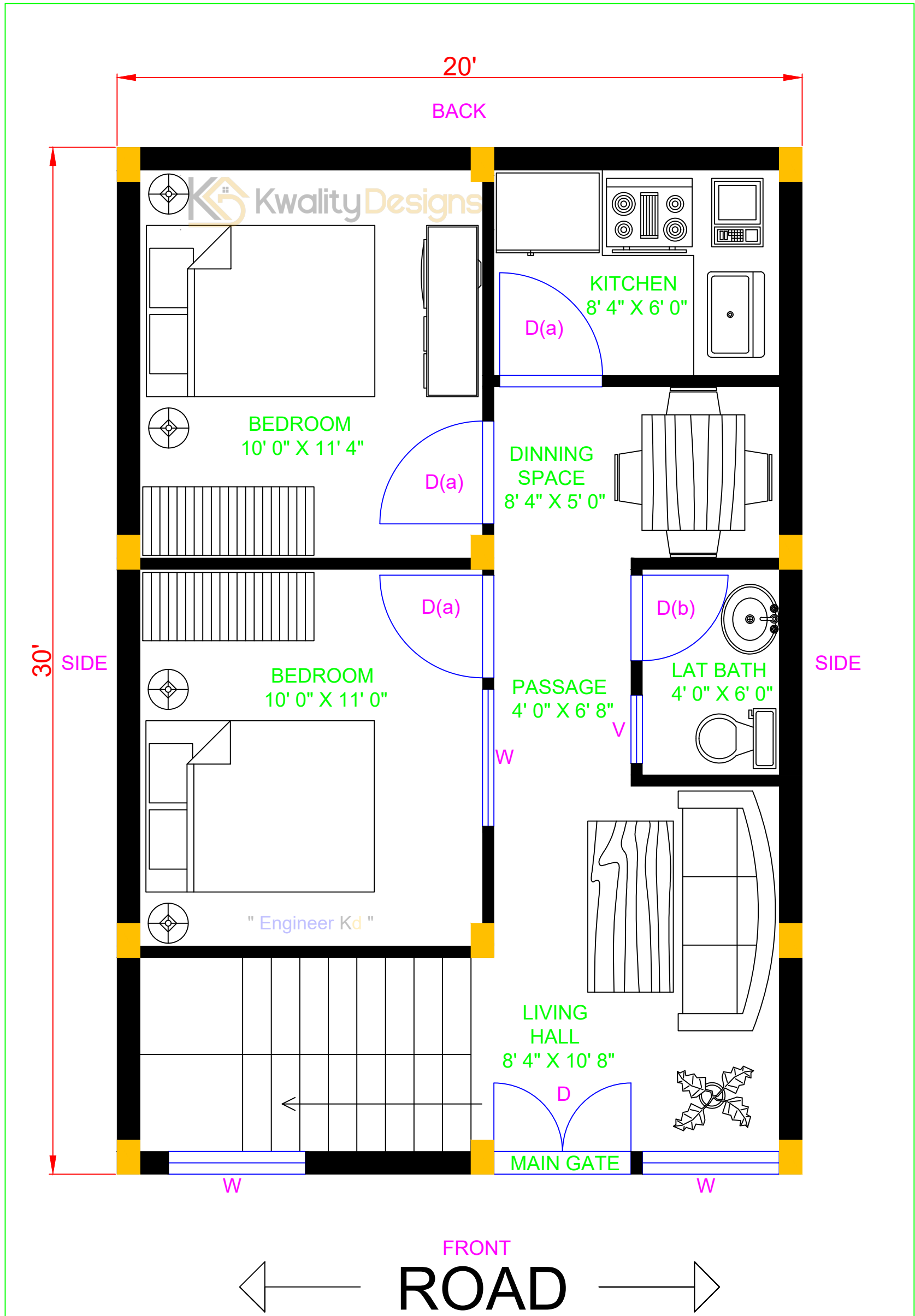





# WEST FACING HOUSE GROUND FLOOR PLAN

20' X 30' FEET PLOT (600.00 Sqft.)



पश्चिम दिशि मुखी २०' x ३०' प्लॉट का नक्शा



FRONT ROAD

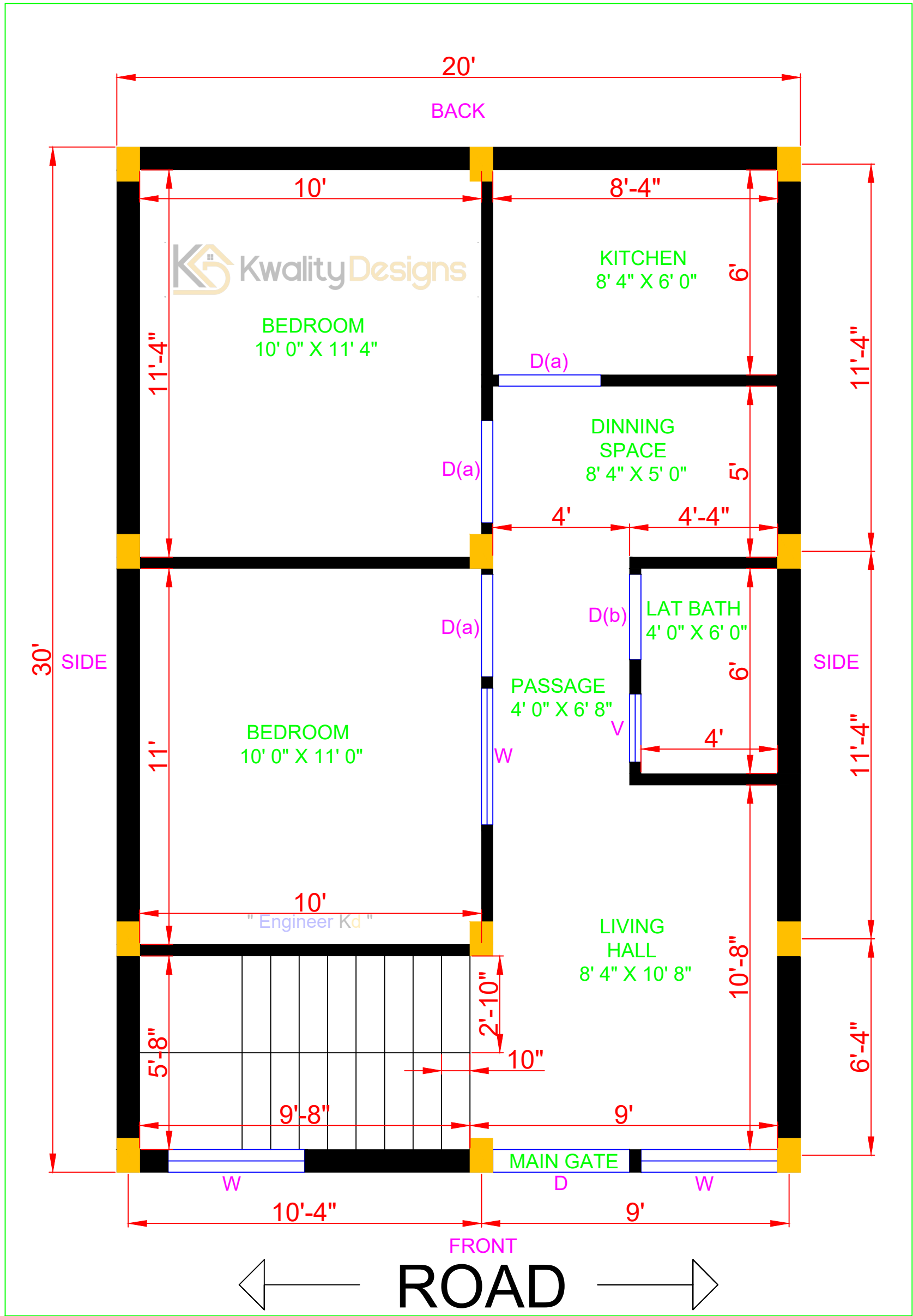
<b>2D PLAN DETAILS</b>	OUTER WALL - 8"	INNER WALL - 4"
COLUMN - 8" X 12"	STAIRS- 2' 10" X 10"	MAIN DOOR (D) - 4'
DOOR D(a) - 3' WIDE	DOOR D(b) - 2' 6" WIDE	
WINDOWM (w)- 4'	VENT (V) - 2' WIDE	CLIENT NAME : VIVEK SHARMA DEHRADHUN

**Kwality Designs**  
[www.kwalitydesigns.com](http://www.kwalitydesigns.com)  
[engineerkdhome@gmail.com](mailto:engineerkdhome@gmail.com)  
 "Engineer Kd"  
 Page & Channel Available on Instagram, Facebook & Youtube




# GROUND FLOOR MEASUREMENT DETAILS

20' X 30' FEET PLOT (600.00 Sqft.)



एन्जिनियर कद का सर्विस



ROAD

<b>2D PLAN DETAILS</b>	OUTER WALL - 8"	INNER WALL - 4"
COLUMN - 8" X 12"	STAIRS- 2' 10" X 10"	MAIN DOOR (D) - 4'
DOOR D(a) - 3' WIDE	DOOR D(b) - 2' 6" WIDE	
WINDOWM (w)- 4'	VENT (V) - 2' WIDE	CLIENT NAME : VIVEK SHARMA DEHRADHUN

**Kwality Designs**  
[www.kwalitydesigns.com](http://www.kwalitydesigns.com)  
[engineerkdhome@gmail.com](mailto:engineerkdhome@gmail.com)  
 "Engineer Kd"  
 Page & Channel Available on Instagram, Facebook & Youtube