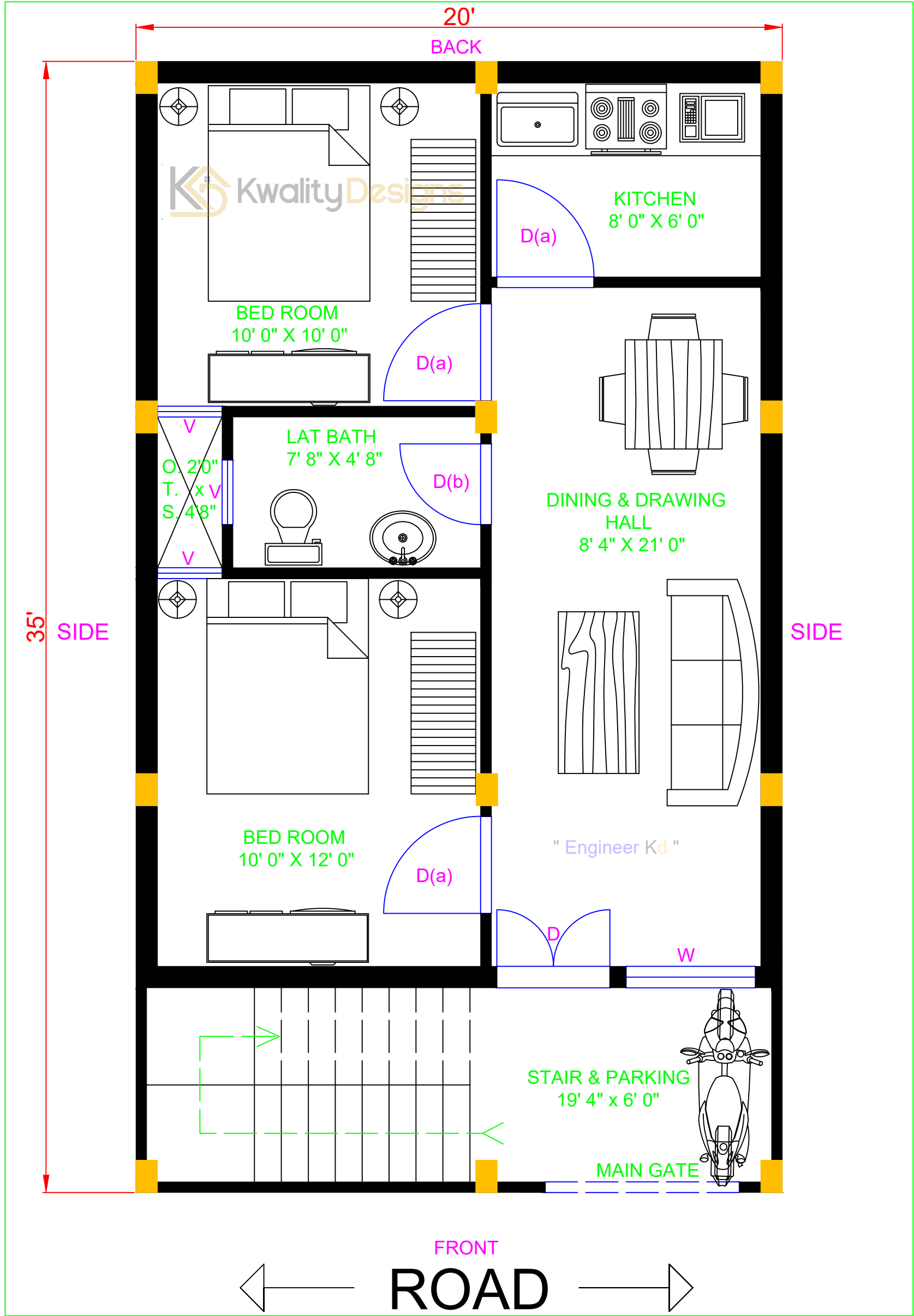





WEST FACING HOUSE GROUND FLOOR PLAN

20' X 35' FEET PLOT (700.00 Sqft.)



गुरुकुल कला केंद्र



FRONT ROAD

2D PLAN DETAILS	OUTER WALL- 8"	INNER WALL- 4"
COLUMN- 8" X 12"	STAIRS SIZE- 3' X 10"	MAIN GATE- 6' WIDE
DOOR (D)- 3' 6" WIDE	DOOR D(a)- 3' WIDE	DOOR D(b)- 2' 6" WIDE
WINDOW (W)- 4' WIDE	VENT (V)- 2' WIDE	CLIENT NAME : ANNIRUDHACHARYA JI BHOPAL

Kwality Designs

www.kwalitydesigns.com
engineerkdhome@gmail.com

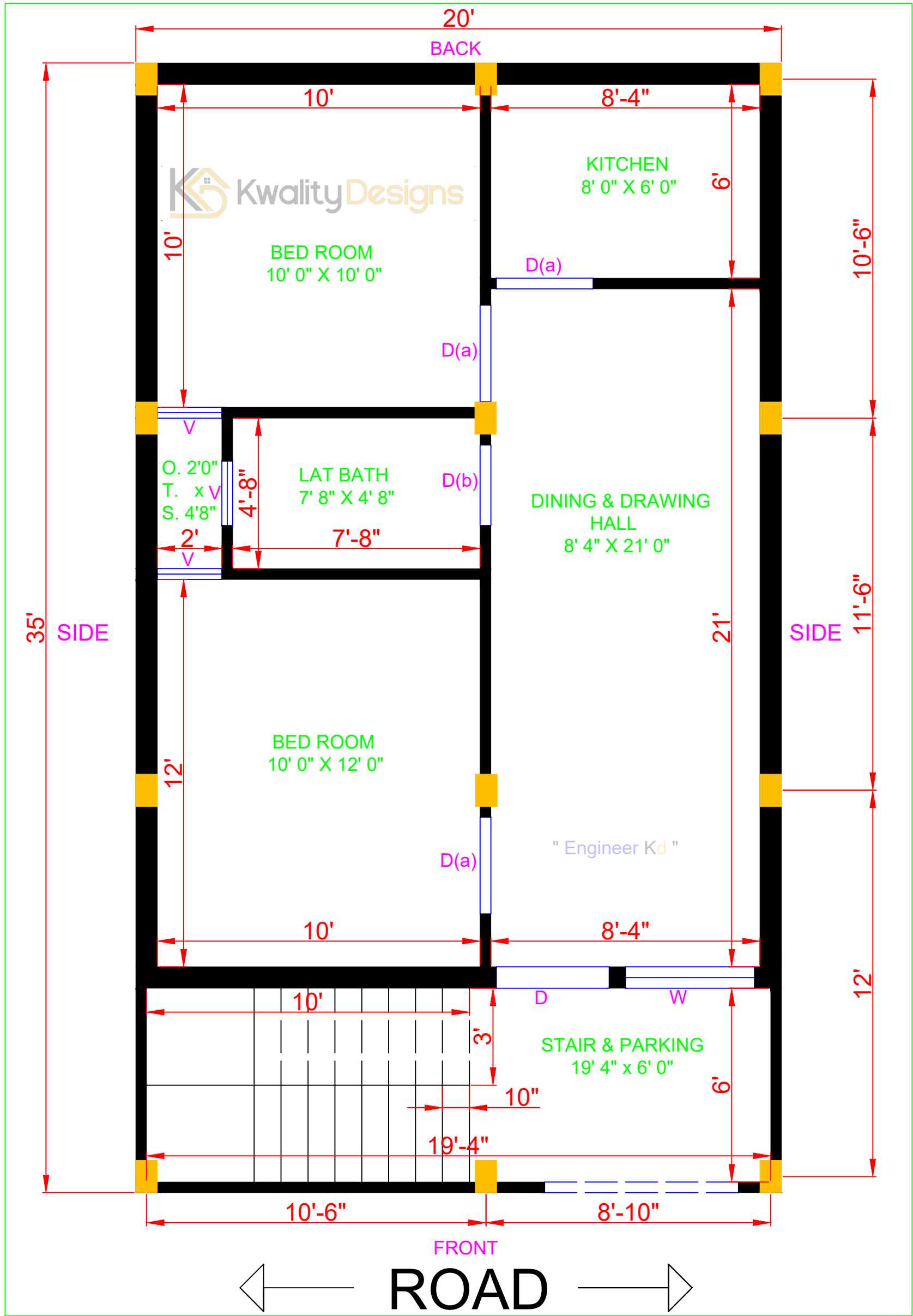
" Engineer Kd "

Page & Channel Available on Instagram, Facebook & Youtube

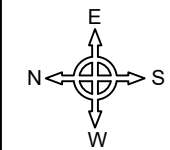


GROUND FLOOR MEASUREMENT DETAILS

20' X 35' FEET PLOT (700.00 Sqft.)



भारतीय वास्तुशास्त्र



2D PLAN DETAILS	OUTER WALL- 8"	INNER WALL- 4"
COLUMN- 8" X 12"	STAIRS SIZE- 3' X 10"	MAIN GATE- 6' WIDE
DOOR (D)- 3' 6" WIDE	DOOR D(a)- 3' WIDE	DOOR D(b)- 2' 6" WIDE
WINDOW (W)- 4' WIDE	VENT (V)- 2' WIDE	CLIENT NAME : ANNIRUDHACHARYA JI BHOPAL

Kwality Designs

www.kwalitydesigns.com
engineerkdhome@gmail.com

"Engineer Kd"

Page & Channel Available on Instagram, Facebook & Youtube