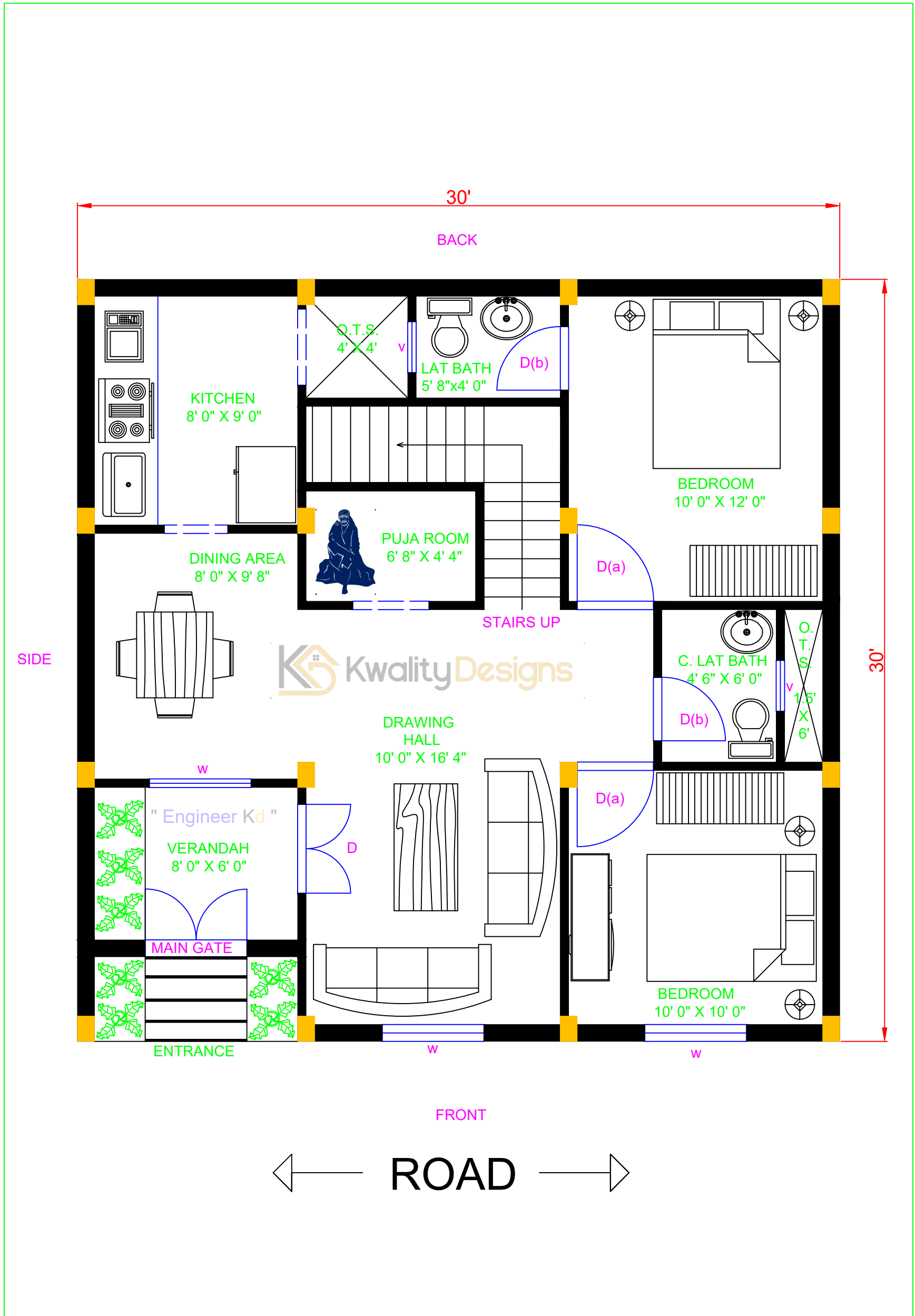


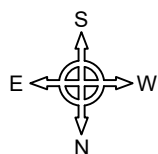


NORTH FACING HOUSE GROUND FLOOR PLAN

30' X 30' FEET PLOT (900.00 Sqft.)



30' X 30' FEET PLOT (900.00 Sqft.)



2D PLAN DETAILS		
COLUMN - 8" X 12"	OUTER WALL - 8"	INNER WALL - 4"
DOOR (D) - 3' 6" WIDE	STAIRS SIZE - 3' X 10"	MAIN GATE - 4' WIDE
WINDOW (W)- 4' WIDE	DOOR D(a) - 3' WIDE	DOOR D(b)- 2' 6" WIDE
	VENT (V) - 2' WIDE	CLIENT NAME : PRIYANKA SHASHTRI
		NASHIK

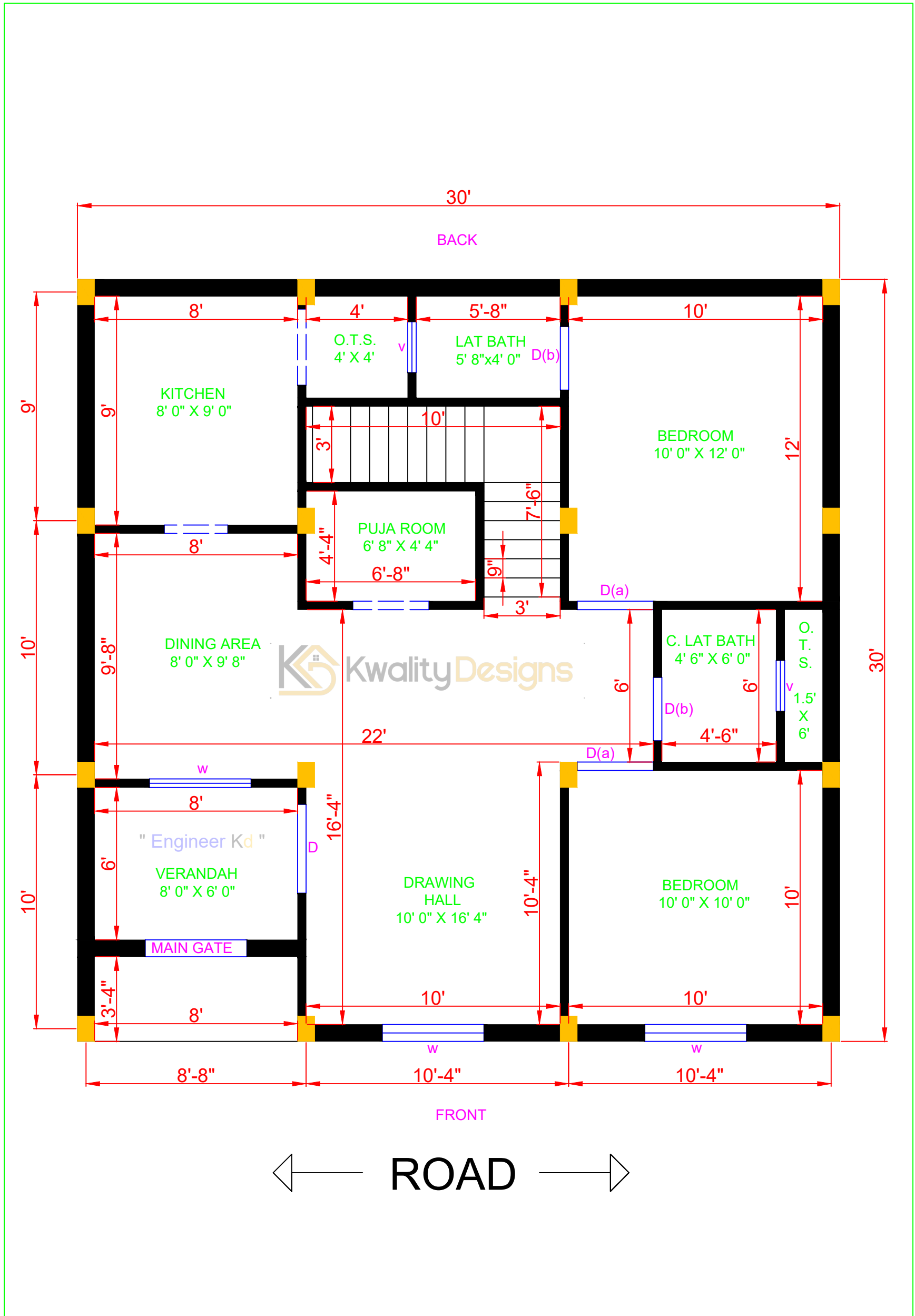


www.kwalitydesigns.com
 engineerkdhome@gmail.com
 "Engineer Kd"
 Page & Channel Available on Instagram, Facebook & Youtube

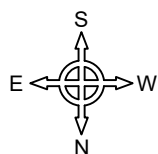


GROUND FLOOR MEASUREMENT DETAILS

30' X 30' FEET PLOT (900.00 Sqft.)



30' X 30' FEET PLOT (900.00 Sqft.)



2D PLAN DETAILS	OUTER WALL - 8"	INNER WALL - 4"
COLUMN - 8" X 12"	STAIRS SIZE - 3' X 10"	MAIN GATE - 4' WIDE
DOOR (D) - 3' 6" WIDE	DOOR D(a) - 3' WIDE	DOOR D(b)- 2' 6" WIDE
WINDOW (W)- 4' WIDE	VENT (V) - 2' WIDE	CLIENT NAME : PRIYANKA SHASHTRI NASHIK



www.kwalitydesigns.com

engineerkdhome@gmail.com

"Engineer Kd"



Page & Channel Available on Instagram, Facebook & Youtube