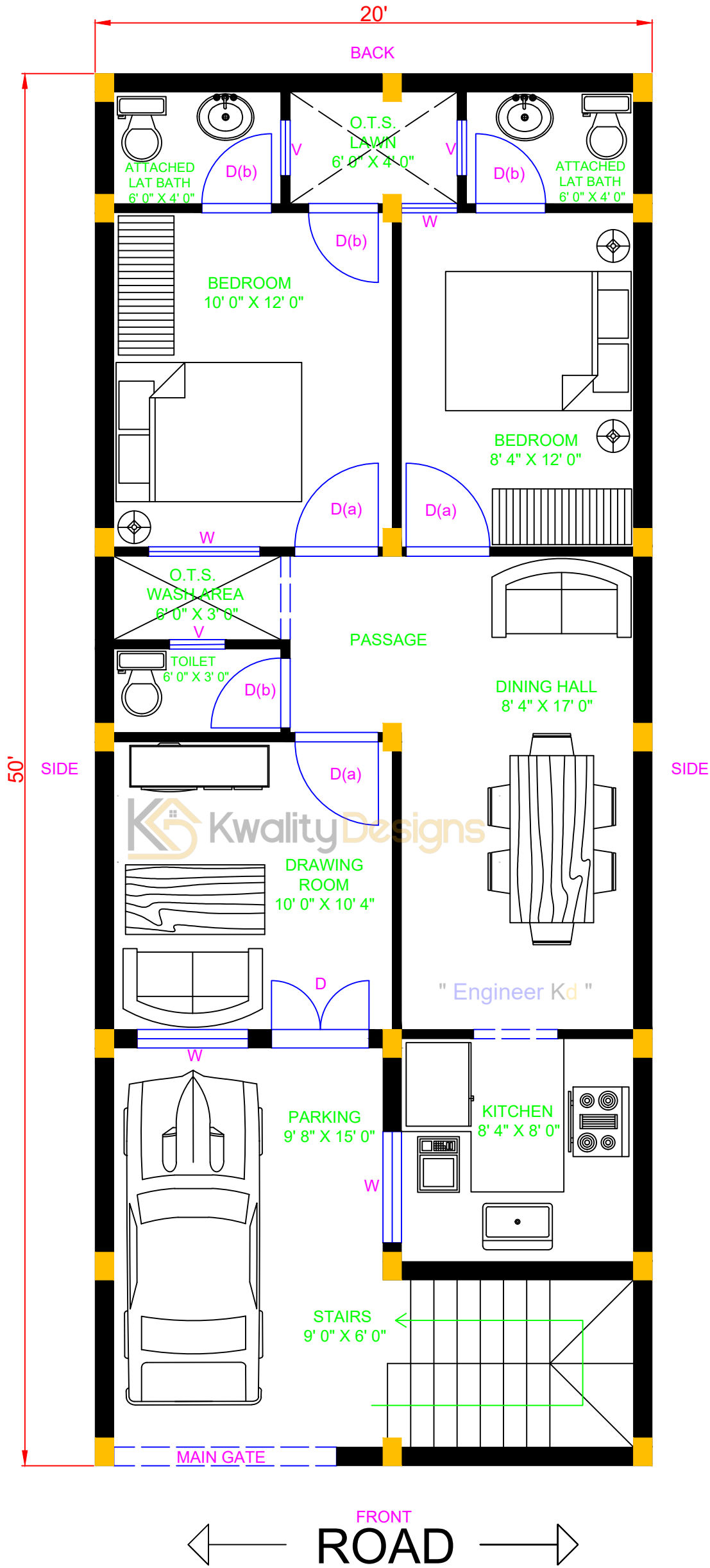


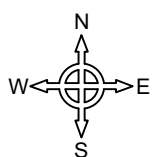


SOUTH FACING HOUSE GROUND FLOOR PLAN

20' X 50' FEET PLOT (1000.00 Sqft.)



॥ १००० चौरस फीट प्लॉट वर १०००.०० चौरस फीट घरेची माहिती ॥



2D PLAN DETAILS	OUTER WALL - 8"	INNER WALL - 4"
COLUMN - 8" X 12"	STAIRS SIZE - 3' X 10"	MAIN GATE - 8' WIDE
DOOR (D) - 3' 6" WIDE	DOOR D(a) - 3' WIDE	DOOR D(b) - 2'6" WIDE
WINDOW (w)- 4' & 2'	VENT (V) - 2' WIDE	CLIENT NAME : SUNNY PATWA KOLHAPUR

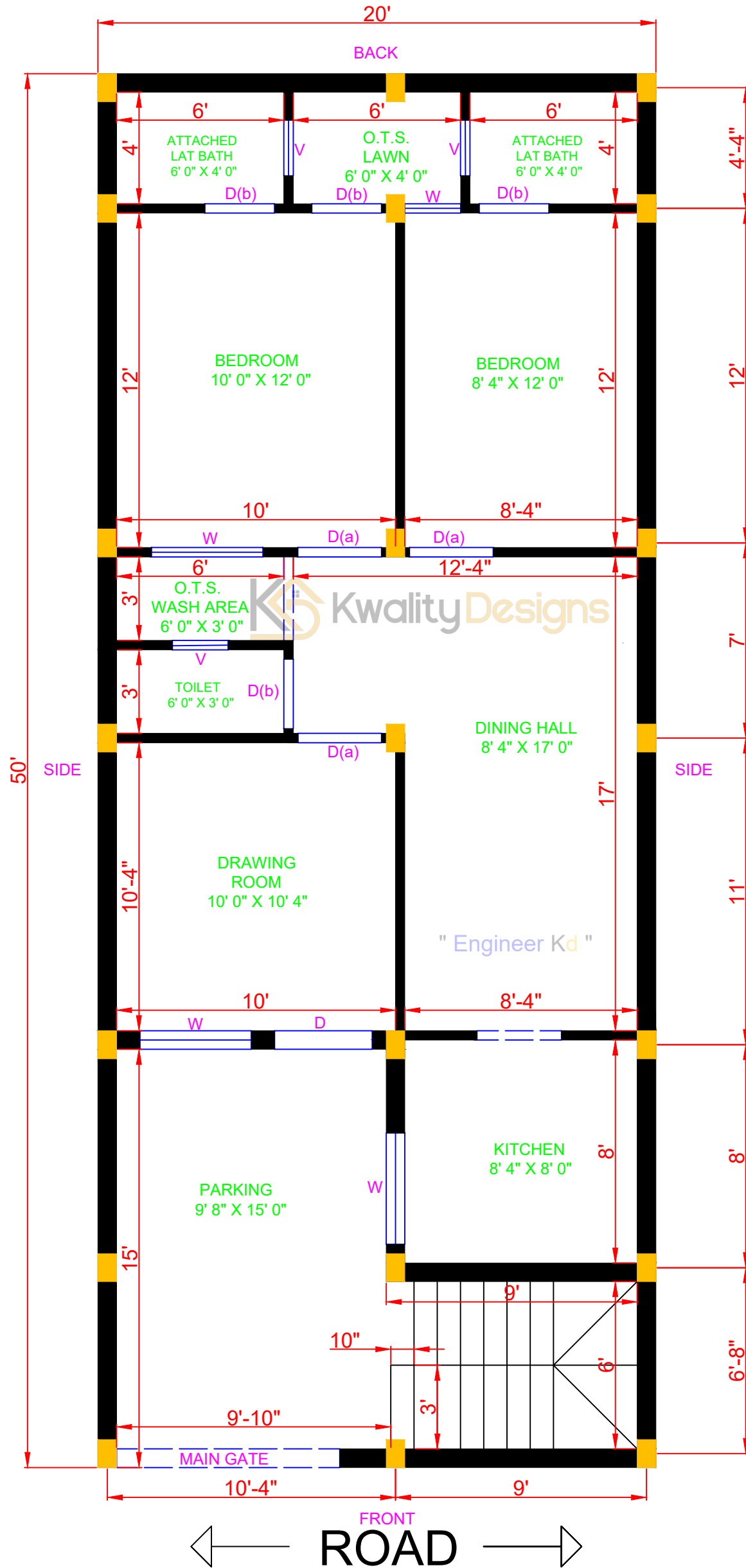


www.kwalitydesigns.com
 engineerkdhome@gmail.com
 " Engineer Kd "
 Page & Channel Available on Instagram, Facebook & Youtube

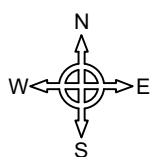


GROUND FLOOR MEASUREMENT DETAILS

20' X 50' FEET PLOT (1000.00 Sqft.)



वर्षा सुखी घर का वातावरण



2D PLAN DETAILS	OUTER WALL - 8"	INNER WALL - 4"
COLUMN - 8" X 12"	STAIRS SIZE - 3' X 10"	MAIN GATE - 8' WIDE
DOOR (D) - 3' 6" WIDE	DOOR D(a) - 3' WIDE	DOOR D(b) - 2'6" WIDE
WINDOW (w)- 4' & 2'	VENT (V) - 2' WIDE	CLIENT NAME : SUNNY PATWA KOLHAPUR



www.kwalitydesigns.com

engineerkdhome@gmail.com

"Engineer Kd"



Page & Channel Available on Instagram, Facebook & Youtube